



domnick hunter



PNEUDRI MiDAS

**A totally clean and dry
compressed air system (CDA)**

www.domnickhunter.com

PNEUDRI MiDAS - Mini Dry Air System

The Problem

Compressed air is an essential power source that is widely used throughout industry. This safe, powerful and reliable utility can be the most important part of your production process.

However, your compressed air will contain water, dirt, wear particles and even degraded lubricating oil which all mix together to form an unwanted condensate. This condensate often acidic, rapidly wears tools and pneumatic machinery, blocks valves and orifices causing high maintenance and costly air leaks. It also corrodes piping systems and can bring your production process to an extremely expensive standstill!

The use of high efficiency compressed air filters fitted with condensate drains will remove the oil, water and dirt particles to eliminate the abrasive sludge in the compressed air system.

In many cases this action alone is not enough, as modern production systems and processes demand an even higher level of air quality. Where required, "point of use" desiccant air dryers can provide the correct air quality, without the need for drying the complete compressed air installation, which can be both costly and totally unnecessary.



The Efficient Solution

The domnick hunter PNEUDRI MiDAS range of desiccant air dryers, offers the user uncompromised performance from a dedicated "point of use" Clean Dry Air system. It is easy to install and will transform an ordinary process into a highly reliable and efficient production operation.

PNEUDRI MiDAS has been designed with "quick change" filter, dryer combi-cartridges and in-line air connections to facilitate easy maintenance.

PNEUDRI MiDAS totally cleans and dries compressed air down to -40°C (-40°F) pressure dewpoint, meeting the requirements of ISO 8573.1 Class 1.2.1 as standard.

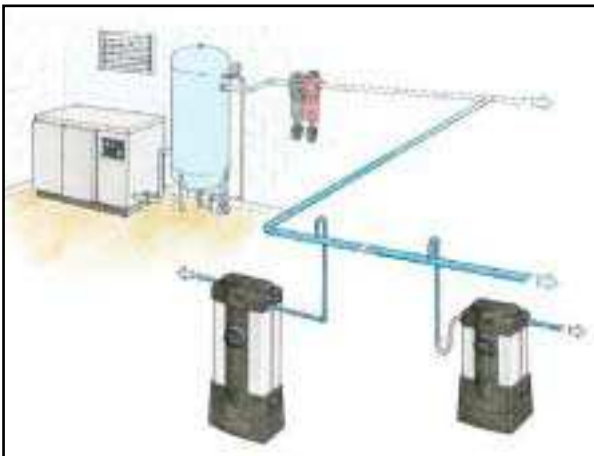
For critical applications, a pressure dewpoint of -70°C (-100°F) ISO 8573.1 Class 1.1.1 is achievable.

The principles of PNEUDRI MiDAS are based upon well proven concepts which embody true innovation and excellent value for money with technically superior yet simple design, while leading the way in compressed air drying.





Prevents unnecessary downtime.
Increases product output by reducing plant downtime.



Easy desiccant cartridge replacement

The Benefits are obvious

- **Point Of Use Application.**
Bringing Clean Dry Air just where you need it.
- **Approved to International Standards**
Designed in accordance with ASME VIII Div.1, approved to CSA/UL/CRN and fully CE Marked (PED, EMC, LVD) as standard.
- **Simple to install**
Flexible installation utilising the multiple in-line inlet & outlet connection ports.
- **Compact and lightweight.**
Can be Floor, Bench or Wall/Canopy mounted.
- **Very Quiet Operation.**
Noise level less than 70dB(A).
- **Can be installed almost anywhere.**
IP66 / NEMA 4 protection as standard.
- **Audible alarm.**
Indicating Service interval for optimal performance.
- **Simple & easy to maintain.**
A 100% service can be achieved insitu in under 15 minutes due to the quick release top cap arrangement, which does NOT require the inlet / outlet ports to be disconnected as with traditional systems.

The PNEUDRI MiDAS Dry Air System, is the reliable, cost effective and flexible way to provide Clean Dry Air exactly where needed.



Seven models in range

Features PNEUDRI MiDAS DAS 1



ISO7000 inlet & outlet symbols cast into the top cover ensure correct piping installation.



Integral Grade AA high efficiency filter.



Top End Repressurisation – ensuring uninterrupted compressed air at all times.



Electronic display providing high visibility LED indication with an internal audible alarm.



Alarm reset facility to cancel the audible alarm for 24 hours while replacement components are sourced.



Easy access to electronic control box for mains connection.



Positive removal of prefilter condensate by piping away for remote collection.



Patented high tensile extruded aluminium column with twin drying chambers.



One Combi-Cartridge per column containing DRYFIL® MS desiccant and Grade AR particulate filter.



Corrosion protected by alocrom and epoxy painting.

Optional Features

- For totally quiet operation, the regeneration exhaust air can be positively piped away.
- Remote indication provides a warning of the dryers need for servicing. (Audible alarm not included)
- Wall mounting kit for vertically securing the dryer to a wall or canopy.



Tilt mounting kit facilitates easy cartridge replacement

A 45° tilt, wall mounting kit is also available for vertically securing the dryer to a wall, canopy or inside a customers product where access to the top of the dryer is restricted.

- In conditions of limited access, the electronic control box (base) can be detached and relocated remotely from the dryer.



Electronic control box can be remotely located

Product Applications

PNEUDRI MiDAS will benefit users who have a specific need for Clean Dry Air (CDA) directly after a compressor, or for a particular application where the air is critical to the operating process or end product.



PNEUDRI MiDAS installed to supply control air for a CNC machining centre

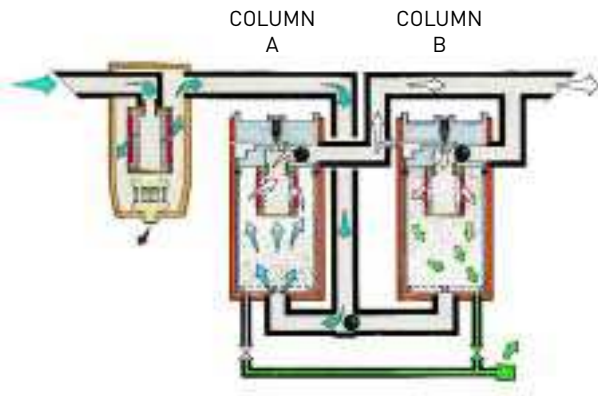
Typical Applications:

- Computer Numerical Control (CNC) Machines
- Co-ordinate Measuring Machines
- Laboratories
- Lasers
- Packaging Machines
- Instrumentation
- Processing equipment
- Conveying Machines

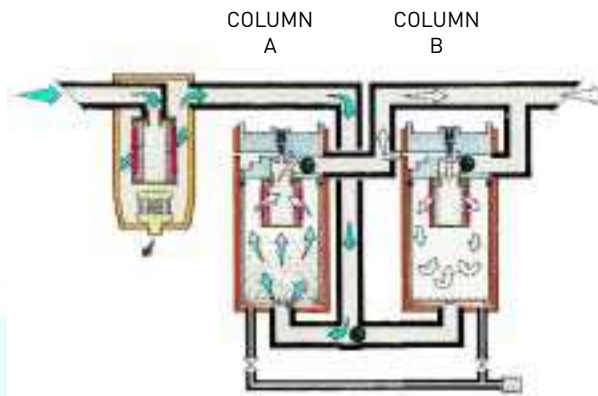
Operation

1 Compressed air enters the integral pre-filter and passes into the left hand chamber (Column A) where the air is dried before passing to the application.

A small amount of dry purge air is used to regenerate the right hand chamber (Column B) which is wet, using the PSA (Pressure Swing Adsorption) method of regeneration, venting the saturated air to atmosphere under pressure. The same regeneration air is also used to "back flush" the integral filter to prolong its working life.



2 Prior to changeover, the right hand chamber (Column B) enters repressurisation where the exhaust valve is closed to allow pressure to increase. This process ensures a smooth uninterrupted changeover, preventing the loss of any system pressure, before the process repeats itself.



Service Indication Sequence & Alarm

During operation, PNEUDRI MIDAS Power On (yellow) LED and Check (Green) LED indicators will illuminate, remaining in this configuration for 11500 hours. At this time, the Warning (Yellow) LED will illuminate and cancel the Check (Green) LED. This signals the user to order service replacement components at the optimum time.

500 hours later (a total of 12000 hours from initial start up) the Service (Red) LED will illuminate and cancel the Warning (Yellow) LED, the Audible Alarm housed inside the display will sound intermittently (every 6 seconds) drawing attention to the need for a service.



Selection Criteria

To correctly select the dryer best suited for your application, the following details are required to ensure optimum performance and trouble free operation.

- Maximum Inlet Flow
- Minimum Inlet Pressure
- Maximum Inlet Temperature.

Once these operating parameters have been established, you can select the most economical PNEUDRI MiDAS for your application.



Sizing Chart (Correction Factors)

Minimum Inlet Pressure		Maximum Inlet Temperature °C (°F)			
bar g	psi g	35 (95)	40 (104)	45 (113)	50 (122)
4	58	0.63	0.61	0.55	0.46
5	73	0.75	0.73	0.66	0.55
6	87	0.88	0.85	0.77	0.64
7	100	1.00	0.97	0.88	0.73
8	116	0.97	0.94	0.85	0.71
9	135	1.08	1.05	0.95	0.79
10	145	1.18	1.14	1.04	0.86
11	160	1.29	1.25	1.14	0.94
12	175	1.40	1.36	1.23	1.02

Model Selector

Model	Flow Rates	
	m ³ /hr	cfm
DAS1	5.1	3
DAS2	8.5	5
DAS3	13.6	8
DAS4	17.0	10
DAS5	22.1	13
DAS6	25.5	15
DAS7	34.0	20

Referenced to 20°C (68°F) and 1bar a (14.5 psi a)

Example

Selecting a dryer for a compressor producing, at full load 13.6m³/hr (8cfm) at 6 bar g (87psi g) with 35°C (95°F) air inlet temperature and a pressure dewpoint requirement of -40°C (-40°F).

Step 1

From the sizing chart select the required pressure @ 6 bar g (87psi g) and read across to the required inlet temperature @ 35°C (95°F). The Correction Factor is 0.88

Step 2

To adjust the flow for your application, divide the required flow by the 0.88. Correction Factor

Example:

$$\text{Sizing Capacity} = \frac{\text{Actual Flow}}{\text{Correction Factor}} = \frac{13.6\text{m}^3/\text{hr} (8\text{cfm})}{0.88} = 15.5\text{m}^3/\text{hr} (9\text{cfm})$$

Step 3

From the Model Selector, select the dryer which has a rated flow capacity of 15.5m³/hr (9cfm) or higher.

Selected model for this example is a PNEUDRI MiDAS DAS 4.

Technical Specifications

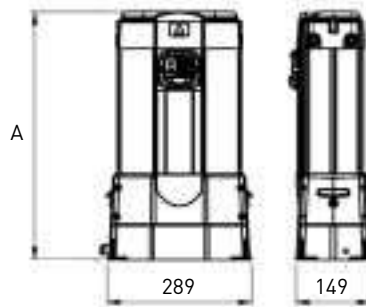
Flow Range:	5.1m ³ /hr (3cfm) to 34.0m ³ /hr (20cfm) at 7 bar g (100 psi g)	Standard Electrical Supply: [†]	230/1ph/50Hz (Tolerance +/- 10%) 115/1ph/60Hz (Tolerance +/- 10%)
Minimum Operating Pressure:	4 bar g (58psi g)	Controls:	Electronic Control Timer
Maximum Operating Pressure:	12 bar g (175 psi g)	Inlet Connections:	G ³ / ₈ *
Minimum Operating Temperature:	1.5°C (35°F)	Outlet Connections:	G ³ / ₈ *
Maximum Inlet Temperature:	50°C (122°F)		
Noise Levels (Average):	≤70dB(A)		
Pressure Dewpoint (Standard):	-40°C pdp [-40°F pdp] (ISO8573.1 Class 1.2.1)		
(optional):	-70°C pdp [-100°F pdp] (ISO8573.1 Class 1.1.1)		

* Other voltages available.

[†]Please specify connection requirement by adding BSP or NPT suffix when ordering.

Weights and Dimensions

Model	Dimensions mm (ins) A	Weight kg (lbs)
DAS1	422 (16.6)	11 (24.2)
DAS2	500 (19.7)	13 (28.7)
DAS3	616 (24.2)	16 (35.3)
DAS4	692 (27.2)	18 (39.7)
DAS5	847 (33.3)	20 (44.1)
DAS6	906 (35.7)	23 (50.7)
DAS7	1098 (43.2)	28 (61.7)



Maintenance Kits

Fixing Kits

Description	Kit
Fixed Wall Mounting Bracket	DASMB1
45° Tilt Wall Mounting Bracket	DASMB2

Maintenance Kits

Model	Maintenance Kit
DAS 1	DASMK1
DAS 2	DASMK2
DAS 3	DASMK3
DAS 4	DASMK4
DAS 5	DASMK5
DAS 6	DASMK6
DAS 7	DASMK7

dh, domnick hunter, OIL-X and PNEUDRI are registered trademarks of domnick hunter limited.

domnick hunter limited has a continuous policy of product development and although the Company reserves the right to change specifications, it attempts to keep customers informed of any alterations. This publication is for general information only and customers are requested to contact our Industrial Division Sales Department for detailed information and advice on a products suitability for specific applications. All products are sold subject to the Company's standard conditions of sale.



domnick hunter limited
 Dukesway, Team Valley Trading Estate,
 Gateshead, Tyne and Wear,
 England NE11 0PZ
 Tel: +44 (0)191 402 9000
 Telefax: +44 (0)191 482 6296
<http://www.domnickhunter.com>

www.domnickhunter.com

a member of the domnick hunter group plc



Copyright domnick hunter limited 2003
 Publication Reference: 743 07/03 Rev. 003
 Stock No. 17 400 4743