

# ES2000 Series

## Oil / Water Separators



Oil can seriously affect the efficient operation of sewage purification, as well as killing plants and animals. For this reason, very low oil in water discharge limits are permitted and rigid legislation exists in most countries to protect the environment against this type of contamination.

International standards such as ISO14001 also require the compressed air user to comply with local environmental legislation and show use of protective systems and procedures.

After the oily condensate has been efficiently removed from the compressed air system it cannot be discharged directly to the foul sewer without first having the oil content reduced to within legal disposal limits.

Parker domnick hunter ES2000 Series Oil / Water Separators are a simple, economical and environmental solution. These oil / water separators are installed as part of the compressed air system and simply reduce the oil concentration in the collected condensate to a level permitted for discharge. This allows the larger volume of clean water, up to 99.9% of the total condensate, to be discharged safely into the foul sewer and the relatively small amount of concentrated oil to be disposed of legitimately and economically.



**Discharging oil contaminated condensate from compressed air systems is not only harmful to the environment, it is probably illegal.**

- Oil spillages from industry do not have to be big to be serious.
- One litre of oil can cover 3500m<sup>2</sup> of water surface.
- One gallon of oil can cover 4 acres of water surface.

### Contact Information:

Parker Hannifin Ltd  
**domnick hunter Industrial division**  
Dukesway, Team Valley Trading Estate  
Gateshead, Tyne and Wear  
England NE11 0PZ

Tel: +44 (0)191 402 9000  
Fax: +44 (0)191 482 6296  
Email: [dhindsales@parker.com](mailto:dhindsales@parker.com)  
[www.domnickhunter.com](http://www.domnickhunter.com)

### Benefits:


- Help to protect and maintain the environment
- Efficiently separate oil and water on-site and return up to 99.9% of the condensate to foul sewers
- Meet trade effluent discharge regulations
- Rapid payback over conventional disposal methods
- Simple to install, operate and maintain
- Will assist you in achieving ISO 14001 certification



ENGINEERING YOUR SUCCESS.

## Special Features

- Single piece units – reduce overall footprint
- Robust, corrosion resistant, polyethylene construction, includes ribbing for extra strength
- Large centrifugal inlet chamber provides effective venting of compressed air energy, whilst multiple inlet ports and four inlet chamber positions simplify installation
- Large, easily cleaned primary settlement chamber for the accumulation and removal of dirt particles
- Large main tank increases settlement time and reduces oil carryover to carbon filter stage
- Large internal galleries reduce risk of an internal blockage and simplify maintenance
- Oil absorbing pre-filter(s) protect carbon stage from bulk contamination
- Large carbon stage for increased contact time, improving water quality and extending carbon life
- High specification carbon for improved service intervals
- Adjustable oil outlet funnel for the efficient removal of separated oil
- Sealed external oil container for easy oil disposal
- Sample tap removes need to disconnect outlet piping when obtaining a test sample



## Accessories

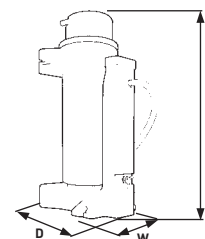
- Additional oil containers for simple maintenance
- Flow splitter provides equal distribution of condensate on multiple oil/water separator installations
- Condensate manifold - multi ported device for connection to drain ports

## Technical Data

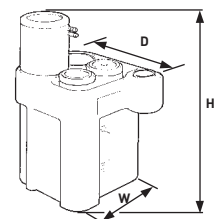
Model	ES2100/TI	ES2150/TI	ES2200/TI	ES2300/TI	ES2400/TI	ES2500/TI	ES2600/TI
Inlet* Connections	1 x 1/2" 1 x 3/4"	1 x 1/2" 1 x 3/4"	1 x 1/2" 1 x 3/4"	1 x 1/2" 3 x 3/4"	1 x 1/2" 3 x 3/4"	1 x 1/2" 3 x 3/4"	1 x 1/2" 3 x 3/4"
Outlet Hose Connections	19mm (3/4")	25mm (1")	19mm (3/4")	25mm (1")	25mm (1")	25mm (1")	25mm (1")
Settlement Tank Capacity	N/A	60L	75L	125L	185L	355L	485L
	N/A	16 US G	20 US G	33 US G	49 US G	94 US G	128 US G
Max. Pressure	16 bar g (232 psi g)						
Min/ Max Temperature	°C	5 to 35	5 to 35	5 to 35	5 to 35	5 to 35	5 to 35
	°F	41 to 95	41 to 95	41 to 95	41 to 95	41 to 95	41 to 95
Material (Re-cyclable)	Polythene						

## Weights and Dimensions

Model	Height (H)		Width (W)		Depth (D)		Weight			
							Empty		Full	
	mm	ins	mm	ins	mm	ins	kg	lbs	kg	lbs
ES2100/TI	842	33.0	270	10.6	316	12.4	6	13	24.5	154
ES2150/TI	810	32.0	433	17.0	350	14.0	10	22	78.5	173
ES2200/TI	803	32.0	450	18.0	350	14.0	12	26	93.5	206
ES2300/TI	1195	47.0	500	20.0	795	41.7	27	59	159	350
ES2400/TI	1195	47.0	650	26.0	795	41.7	36	79	217	477
ES2500/TI	1535	60.0	700	28.0	980	38.7	70	154	400	880
ES2600/TI	1535	60.0	1000	39.0	1005	39.7	97	214	550	1210



ES2100/TI



ES2150/TI to ES2600/TI

There are many factors which play a part in the selection of a static oil/water separator, with ambient conditions of the installation and oil type being the most important. Capacities shown in this literature assume installation in two of the worlds major climatic conditions. Should the oil/water separator be installed in conditions other than those shown, please contact your local domnick hunter outlet or approved distributor/agent for correct sizing.

**Climate Condition 1**

<b>System Conditions</b>			
Ambient Temperature at Compressor Inlet:	25°C (77°F)	Refrigeration Dryer Dewpoint If Fitted:	2°C (35°F)
Relative Humidity:	65%	Min. System Temp. Without Refrigeration Dryer	30°C (86°F)
Compressor Discharge Temperature:	35°C (95°F)	System Pressure:	7 bar g (102psi g)

(For conditions other than those shown, e.g. higher ambient temperatures, please contact domnick hunter)

No Refrigeration Dryer Installed in System		Oil Type											
		Band A Turbine, Additive Free				Band B Mineral, PAO, TMP, PE				Band C Diesters, Triesters, PAG			
Compressor Type	Model	L/s	m³/min	m³/hr	cfm	L/s	m³/min	m³/hr	cfm	L/s	m³/min	m³/hr	cfm
Rotary Screw, Vane	ES2100/TI	20	1.2	74	43	17	1.0	62	36	14	0.9	51	30
	ES2150/TI	59	3.5	211	124	50	3.0	179	106	40	2.4	146	86
	ES2200/TI	90	5.4	325	191	77	4.6	276	162	62	3.7	224	132
	ES2300/TI	127	7.6	456	268	106	6.4	383	225	87	5.2	314	185
	ES2400/TI	252	15.1	909	535	212	12.7	764	450	174	10.5	628	370
	ES2500/TI	501	30.1	1804	1062	425	25.5	1530	900	346	20.8	1247	734
	ES2600/TI	997	59.8	3590	2113	849	51.0	3057	1800	689	41.4	2482	1461

Refrigeration Dryer Installed in System		Oil Type											
		Band A Turbine, Additive Free				Band B Mineral, PAO, TMP, PE				Band C Diesters, Triesters, PAG			
Compressor Type	Model	L/s	m³/min	m³/hr	cfm	L/s	m³/min	m³/hr	cfm	L/s	m³/min	m³/hr	cfm
Rotary Screw, Vane	ES2100/TI	15	0.9	55	33	13	0.8	46	27	10	0.6	38	22
	ES2150/TI	44	2.6	158	93	37	2.2	134	79	30	1.8	109	64
	ES2200/TI	67	4.1	243	143	57	3.4	207	122	47	2.8	168	99
	ES2300/TI	95	5.7	341	201	79	4.8	286	169	65	3.9	235	138
	ES2400/TI	189	11.3	680	400	159	9.5	572	337	130	7.8	470	277
	ES2500/TI	375	22.5	1351	795	318	19.1	1145	674	259	15.6	934	549
	ES2600/TI	746	44.8	2687	1582	635	38.1	2288	1347	516	31.0	1858	1093

**Climate Condition 2**

<b>System Conditions</b>			
Ambient Temperature at Compressor Inlet:	35°C (95°F)	Refrigeration Dryer Dewpoint If Fitted:	2°C (35°F)
Relative Humidity:	85%	Min. System Temp. Without Refrigeration Dryer	40°C (104°F)
Compressor Discharge Temperature:	45°C (113°F)	System Pressure:	7 bar g (102psi g)

(For conditions other than those shown, e.g. higher ambient temperatures, please contact domnick hunter)

No Refrigeration Dryer Installed in System		Oil Type											
		Band A Turbine, Additive Free				Band B Mineral, PAO, TMP, PE				Band C Diesters, Triesters, PAG			
Compressor Type	Model	L/s	m³/min	m³/hr	cfm	L/s	m³/min	m³/hr	cfm	L/s	m³/min	m³/hr	cfm
Rotary Screw, Vane	ES2100/TI	8	0.5	28	16	6	0.4	23	14	5	0.3	19	11
	ES2150/TI	22	1.3	80	47	19	1.1	68	40	15	0.9	55	33
	ES2200/TI	34	2.1	123	73	29	1.7	105	62	24	1.4	85	50
	ES2300/TI	48	2.9	173	102	40	2.4	145	85	33	2.0	119	70
	ES2400/TI	96	5.7	345	203	80	4.8	290	171	66	4.0	238	140
	ES2500/TI	190	11.4	684	403	161	9.7	580	341	131	7.9	473	278
	ES2600/TI	378	22.7	1361	801	322	19.3	1159	682	261	15.7	941	554

Refrigeration dryer installed in system		Oil Type											
		Band A Turbine, Additive Free				Band B Mineral, PAO, TMP, PE				Band C Diesters, Triesters, PAG			
Compressor Type	Model	L/s	m³/min	m³/hr	cfm	L/s	m³/min	m³/hr	cfm	L/s	m³/min	m³/hr	cfm
Rotary Screw, Vane	ES2100/TI	6	0.4	23	13	5	0.3	19	11	4	0.3	16	9
	ES2150/TI	18	1.1	64	38	15	0.9	55	32	12	0.7	45	26
	ES2200/TI	27	1.7	99	58	23	1.4	84	50	19	1.1	69	40
	ES2300/TI	39	2.3	139	82	32	1.9	117	69	27	1.6	96	56
	ES2400/TI	77	4.6	278	163	65	3.9	234	137	53	3.2	192	113
	ES2500/TI	153	9.2	551	324	130	7.8	467	275	106	6.4	381	224
	ES2600/TI	305	18.3	1097	645	259	15.6	934	550	210	12.6	758	446

For systems using 1 or 2 stage piston/reciprocating compressors multiply compressor flow by 1.4 and select a separator from screw compressor flow rates shown, ensuring due consideration is given to oil type.  
For 3 or 4 stage piston/reciprocating compressors, please contact Parker domnick hunter.

# Parker Worldwide

**AE – UAE, Dubai**  
Tel: +971 4 8127100  
parker.me@parker.com

**AR – Argentina, Buenos Aires**  
Tel: +54 3327 44 4129

**AT – Austria, Wiener Neustadt**  
Tel: +43 (0)2622 23501-0  
parker.austria@parker.com

**AT – Eastern Europe, Wiener Neustadt**  
Tel: +43 (0)2622 23501 900  
parker.easteurope@parker.com

**AU – Australia, Castle Hill**  
Tel: +61 (0)2-9634 7777

**AZ – Azerbaijan, Baku**  
Tel: +994 50 2233 458  
parker.azerbaijan@parker.com

**BE/LU – Belgium, Nivelles**  
Tel: +32 (0)67 280 900  
parker.belgium@parker.com

**BR – Brazil, Cachoeirinha RS**  
Tel: +55 51 3470 9144

**BY – Belarus, Minsk**  
Tel: +375 17 209 9399  
parker.belarus@parker.com

**CA – Canada, Milton, Ontario**  
Tel: +1 905 693 3000

**CH – Switzerland, Etoy**  
Tel: +41 (0) 21 821 02 30  
parker.switzerland@parker.com

**CL – Chile, Santiago**  
Tel: +56 2 623 1216

**CN – China, Shanghai**  
Tel: +86 21 5031 2525

**CZ – Czech Republic, Klecany**  
Tel: +420 284 083 111  
parker.czechrepublic@parker.com

**DE – Germany, Kaarst**  
Tel: +49 (0)2131 4016 0  
parker.germany@parker.com

**DK – Denmark, Ballerup**  
Tel: +45 43 56 04 00  
parker.denmark@parker.com

**ES – Spain, Madrid**  
Tel: +34 902 33 00 01  
parker.spain@parker.com

**FI – Finland, Vantaa**  
Tel: +358 (0)20 753 2500  
parker.finland@parker.com

**FR – France, Contamine s/Arve**  
Tel: +33 (0)4 50 25 80 25  
parker.france@parker.com

**GR – Greece, Athens**  
Tel: +30 210 933 6450  
parker.greece@parker.com

**HK – Hong Kong**  
Tel: +852 2428 8008

**HU – Hungary, Budapest**  
Tel: +36 1 220 4155  
parker.hungary@parker.com

**IE – Ireland, Dublin**  
Tel: +353 (0)1 466 6370  
parker.ireland@parker.com

**IN – India, Mumbai**  
Tel: +91 22 6513 7081-85

**IT – Italy, Corsico (MI)**  
Tel: +39 02 45 19 21  
parker.italy@parker.com

**JP – Japan, Tokyo**  
Tel: +(81) 3 6408 3901

**KR – South Korea, Seoul**  
Tel: +82 2 559 0400

**KZ – Kazakhstan, Almaty**  
Tel: +7 7272 505 800  
parker.easteurope@parker.com

**LV – Latvia, Riga**  
Tel: +371 6 745 2601  
parker.latvia@parker.com

**MX – Mexico, Apodaca**  
Tel: +52 81 8156 6000

**MY – Malaysia, Shah Alam**  
Tel: +60 3 7849 0800

**NL – The Netherlands, Oldenzaal**  
Tel: +31 (0)541 585 000  
parker.nl@parker.com

**NO – Norway, Ski**  
Tel: +47 64 91 10 00  
parker.norway@parker.com

**NZ – New Zealand, Mt Wellington**  
Tel: +64 9 574 1744

**PL – Poland, Warsaw**  
Tel: +48 (0)22 573 24 00  
parker.poland@parker.com

**PT – Portugal, Leca da Palmeira**  
Tel: +351 22 999 7360  
parker.portugal@parker.com

**RO – Romania, Bucharest**  
Tel: +40 21 252 1382  
parker.romania@parker.com

**RU – Russia, Moscow**  
Tel: +7 495 645-2156  
parker.russia@parker.com

**SE – Sweden, Spånga**  
Tel: +46 (0)8 59 79 50 00  
parker.sweden@parker.com

**SG – Singapore**  
Tel: +65 6887 6300

**SK – Slovakia, Banská Bystrica**  
Tel: +421 484 162 252  
parker.slovakia@parker.com

**SL – Slovenia, Novo Mesto**  
Tel: +386 7 337 6650  
parker.slovenia@parker.com

**TH – Thailand, Bangkok**  
Tel: +662 717 8140

**TR – Turkey, Istanbul**  
Tel: +90 216 4997081  
parker.turkey@parker.com

**TW – Taiwan, Taipei**  
Tel: +886 2 2298 8987

**UA – Ukraine, Kiev**  
Tel +380 44 494 2731  
parker.ukraine@parker.com

**UK – United Kingdom, Warwick**  
Tel: +44 (0)1926 317 878  
parker.uk@parker.com

**US – USA, Cleveland**  
Tel: +1 216 896 3000

**VE – Venezuela, Caracas**  
Tel: +58 212 238 5422

**ZA – South Africa, Kempton Park**  
Tel: +27 (0)11 961 0700  
parker.southafrica@parker.com

