

54 SERIES

Single Stack Filter Housing

The **ClearView** single cartridge housing is unique with its special clear bowl section enabling viewing of the condition of the filter element.

Designed specifically for use in the Fine Chemicals and Pharmaceutical industries, the **ClearView** has proved to be highly successful where fluid cleanliness requires visual monitoring online.




Materials of construction are either 316L or Alloy 22 for all metallic parts, whilst the unique clear screen utilises a Borosilicate tube for maximum fluid compatibility. Seal materials offered are EPDM, Viton, Silicone and encapsulated FEP. When used in conjunction with the Amazon ceramic solids retaining screen, it proves to be the optimum choice for users of catalyst reaction vessels and powder filters where any breakthrough can be clearly seen on the retaining screen. Replacing more conventional glass bodied assemblies (which can be notoriously difficult to work with) the **ClearView**, with its easy to use cast Vee clamp closure, has proved highly successful with operators and engineers alike.

The **ClearView** will accept the full range of Amazon and industry standard cartridges ranging from 0.1 to 500µm with nominal lengths of 10, 20 and 30".

Product Features

- Quick release cast Vee Clamp Closure for easy opening
- Lightweight, high specification investment cast head
- Unique clear bowl assembly for reviewing cartridge or screen condition
- Easy to use tie rod assembly design ensures cartridge centralisation (for a reliable knife edge seal) that enables the use of either 9.75" or 10" cartridge length configurations or multiples) in the same housing
- Dual purpose head accepts SOE code 3 and DOE cartridges
- SOE code 7 and code B adaptors available
- Wide range of connection size and types, cartridge lengths and materials of construction.
- PED Compliant to Sound Engineering Practice
- Full traceability on all parts, material certification packs available
- Rated to 10 bar g liquid, 6 bar g gas



Accessories	Part Number
Pressure Gauge and Vent Valve Kit 	60S000016
Ball Valve and Nipple 	60S000010
Stand 	50S010012
Mounting Bracket 	50S010003

Features and Benefits

- Investment Cast head (avoids the porosity & inclusion problems associated with lower quality sand castings)
- Integral vent and drain sockets to aid efficient filter changeout complete with PTFE washer
- Unique interchangeable configuration enables choice of plug in or DOE cartridge styles in the same housing
- Every housing is etched with a serial number for full traceability
- Full housing customisation service available
- Available in both 316L Stainless Steel and Alloy 22
- Suitable for both liquid and gas applications

Product Range

Amazon Filters design and manufacture an extensive range of liquid filtration systems, providing one of the widest selections of filtration vessels, depth filters and pleated cartridges available today, ensuring excellent process and filter compatibility. As one of Europe's leading manufacturers of filtration systems, Amazon Filters is able to offer a solution to meet all filtration requirements. Amazons' filters are manufactured in clean room conditions and all products come with detailed Product Validation Guides and Technical Support documentation.



54 Series Technical Data

Maximum Operating Conditions

Pressure Range:	Liquid:	FV / 10 bar g
	Gas Group 1:	FV / 6 bar g
	Gas Group 2:	FV / 6 bar g
Temperature Range:	-10°C / 110°C	

Materials of Construction

Body and Closure:	316L St.Steel Alloy 22
Clamp:	304 St.Steel
Retaining Glass:	Borosilicate with Acrylic safety shield and PTFE Seals

Finish

Vessel:	Externally polished sump, bead blast head
---------	---

Connections

Inlet/Outlet:	1" BSPF
Vent:	¼" BSPF with Plug
Drain:	¼" BSPF with Plug

Model	Dimensions					Volume (Litres)	Dry Weight (kg)
	A	B	C	D	E		
10"	347	-	-	120	320	2.2	6.4
20"	601	-	-	120	554	3.7	7.3
30"	855	-	-	120	800	5.2	8.2

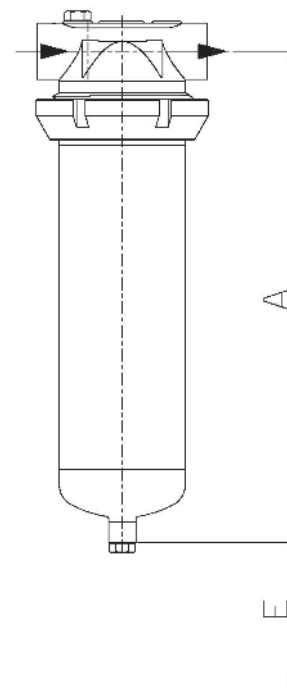
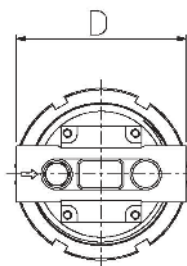
PED Status:

Fluid Groups:	Compliant with 2014/68/EU Gas Group 1 Liquids Group 1 + 2
Marking:	SEP
Exceptions:	Group 1 liquids - Explosive

ATEX:

Compliant with 2014/34/EU, level CE Ex II 2 GD c X

Technical drawings for each individual housing showing dimensions, volume, weights, maximum temperatures and design pressures available on request.



Ordering Guide

5401	1	0	A	N	10	B	1	C	E
No of Stacks	Cartridge Length	Cartridge End Cap Style	Closure Style	Mounting	Connection	Connection Type	Materials	Finish	Seal
5401 - 1	1 - Single 10" 2 - Double 20" 3 - Triple 30"	0 - Code 0 B - Code B 3 - Code 3 7 - Code 7 I - MCY1000 Insert*1	A - Cast Vee Clamp X - DIN Screwed Closure	N - None E - Bracket K - Double Vent L - Double Vent & Bracket	10 - 1" 15 - 1 ½"	B - BSPF (1" Only) C - EN1092-1 Flange PN16 H - ASME Flange 150# L - BS4825-3 Tri Clamp M - DIN11851 N - RJTM P - SMS M (Swedish) R - IDFM S - DIN2633 Flange T - NPTF (1" Only)	1 - 316 st.st (L Grade) 4 - Alloy 22	C - Externally Polished Sump, Bead Blast Head J - Externally Polished Sump, Bead Blast Head (Alloy 22 option only)	E - EPDM F - FEP / Silicone S - Silicone V - Viton G - FEP / Viton

Example: 540110AN10B1CE = 54 Series, 1 x 10" DOE cartridge, Cast Vee Clamp closure, No mounting, 1" BSPF connections. St.Steel construction with EPDM gaskets, externally polished sump with bead blast head.

*1 Can not be converted to accept code 3 cartridges.

AMAZON FILTERS LTD.

Albany Park Estate, Camberley, Surrey, GU16 7PG, ENGLAND

Tel: +44 (0) 1276 670 600 Email: sales@amazonfilters.co.uk Web: www.amazonfilters.com